



**KOHINOOR CHEMICAL COMPANY (BANGLADESH) LIMITED**  
TEJGAON INDUSTRIAL AREA, DHAKA-1208


**STATEMENT OF PROFIT OR LOSS AND OTHER COMPREHENSIVE INCOME**  
FOR THE THIRD QUARTER ENDED 31 MARCH, 2024  
(UNAUDITED)

Particulars	Note	July'23-March'24	July'22-March'23	Jan'24-Mar'24	Jan'23-Mar'23
		Amount in BDT	Amount in BDT	Amount in BDT	Amount in BDT
Net Sales Revenue		4,652,229,312	4,020,960,314	1,513,536,426	1,328,075,572
Less: Cost of Goods Sold		3,627,824,215	3,192,777,072	1,163,548,624	1,046,427,383
<b>Gross Profit</b>		<b>1,024,405,097</b>	<b>828,183,242</b>	<b>349,987,802</b>	<b>281,648,189</b>
<b>Less: Operating Expenses</b>		<b>558,331,101</b>	<b>479,649,071</b>	<b>172,285,743</b>	<b>156,299,619</b>
General & Admn. Overhead		68,539,162	60,138,954	19,416,411	18,932,729
Selling & Dist. Overhead		489,791,939	419,510,117	152,869,332	137,366,890
<b>Profit from Operation</b>		<b>466,073,996</b>	<b>348,534,171</b>	<b>177,702,059</b>	<b>125,348,570</b>
Financial Expenses		(23,334,343)	(30,295,168)	(3,943,750)	(12,625,717)
Other Income		6,253,365	47,821,242	(1,539,317)	22,024,598
<b>Net Profit before W.P.P.F. &amp; Income Tax</b>		<b>448,993,018</b>	<b>366,060,246</b>	<b>172,218,992</b>	<b>134,747,452</b>
Workers' Profit Participation Fund		(21,380,620)	(17,431,440)	(8,200,905)	(6,416,545)
<b>Net Profit before Income Tax</b>		<b>427,612,398</b>	<b>348,628,805</b>	<b>164,018,087</b>	<b>128,330,906</b>
Income Tax Provision	12.00	(99,095,697)	(74,717,543)	(38,889,001)	(27,033,819)
Deferred Tax Income/(Expenses)		1,382,650	868,103	470,686	799,562
<b>Net Profit after Income Tax</b>		<b>329,899,351</b>	<b>274,779,365</b>	<b>125,599,773</b>	<b>102,096,650</b>
Net Profit after Income Tax		329,899,351			
<b>Item that will not be reclassified to profit or loss:</b>					
Unrealized Gain/(Loss) on quoted shares		(78,945,623)			
<b>Total Comprehensive Income for the 3rd Quarter</b>		<b>250,953,728</b>			
<b>Earning Per Share(EPS)</b>	5.00	<b>9.79</b>	<b>8.97</b>	<b>3.73</b>	<b>3.33</b>
<b>Restated Earning per Share (EPS)</b>		<b>9.79</b>	<b>8.15</b>	<b>3.73</b>	<b>3.03</b>

  
Mohammad Obaidul Karim  
Chairman

  
Md. Rezaul Karim  
Managing Director

  
Md. Ebadul Karim  
Director

  
Abu Bakar Siddique  
Chief Financial Officer

  
Mohd. Shamim Kabir  
Company Secretary